

Steps to switch the handing of a patio door screen handle.

Step 1:

Remove screws from handle.




Step 2:

Separate handle into two halves.




Step 3:

Squeeze the two middle legs while lifting up on latch to remove it.




Step 4:

Rotate (do not flip) the latch and put the spring on the opposite end of the latch.



Step 5:

Attach latch to handle by snapping the latch over the legs.



Step 6:

Line up both halves so that screw holes and door handle slides align. Insert screws.

Note

The latch should always be positioned so that offset is toward the interior of the house.

