



# Size & Style Guide

Effective Date August 1, 2007

**REFLECTIONS® STANDARD WINDOW STYLE FEATURES**

Main Frame	Interior Accessory Hook	Exterior Caribou Foot	Exterior Shape	Integral Screen Track	Welded Frame	Sill Shape				
5050 Double Hung	•	•	Coved	•	•	Sloped				
5050 Picture	•	•	Coved		•					
5050 Slider	•	•	Coved	•	•					
5300 Double Hung	•	•	Coved	•	•	Triple Stepped/Sloped				
5300 Picture	•	•	Coved		•					
5300 Slider	•	•	Coved	•	•					
5500 Double Hung	•	•	Beveled	•	•	Simonton Sill®				
5500 Picture	•	•	Beveled		•					
5500 Slider	•	•	Beveled	•	•					
5500 Casement	•	•	Beveled	•	•					
5500 Fixed Unit	•	•	Beveled		•					
5500 Bay/Bow	1-¼" Head and Seat Board. 1-½" Insulated Seat Board		Beveled	•	•					
5500 Geometric	Dual Durometer Glazing		•	Beveled		•				
5500 Garden Window	1-¼" Head and Seat Board. Snap in Sill Cover			•	•					
Sash	Contoured Extruded Lift Rails	Lap-Lok® Meeting Rail	Tilt-In/Lift-out Sash	Welded Sash	¾" Glass Penetration	Color-matched Dual Durometer Glazing Bead				
5050 Double Hung	•	•	•	•	•	•				
5050 Picture				•	•	•				
5050 Slider	•		Lift Out	•	•	•				
5300 Double Hung	•	•	•	•	•	•				
5300 Picture				•	•	•				
5300 Slider	•		Lift Out	•	•	•				
5500 Double Hung	•	•	•	•	•	•				
5500 Picture					•	•				
5500 Slider	•		Lift Out	•	•	•				
5500 Casement				•	•	•				
5500 Fixed Unit					•	•				
5500 Bay/Bow	Same as 5500 Double Hung or 5500 Casement			•	•	•				
5500 Geometric						•				
5500 Garden Window				•	Dual Walled Glazing and Angled Sash	•				
Glass	¾" Insulating Glass Unit	1" Insulating Glass Unit	Clear Glass	Intercept® Spacer System	Super Spacer® System	Aluminum Anodized Spacer	Single-strength Glass	Double-strength Glass	ProSolar™ Soft Coat Low E Glass*	Argon Gas Fill*
5050 Double Hung	•		•	•			•			
5050 Picture	•		•	•			•			
5050 Slider	•		•	•			•			
5300 Double Hung	•			•			•		•	•
5300 Picture	•			•			•		•	•
5300 Slider	•			•			•		•	•
5500 Double Hung	•			•			•		•	•
5500 Picture	•			•			•		•	•
5500 Slider	•			•			•		•	•
5500 Casement	•			•			•		•	•
5500 Fixed Unit	•			•			•		•	•
5500 Bay/Bow	•			•			•		•	•
5500 Geometric		•			•			•	•	•
5500 Garden Window**		•				•		•		

\*ProSolar™ soft coat Low E glass with an Argon gas fill meets ENERGY STAR® ratings in all areas of the country.

\*\*Tempered in the sloped Picture Window.

**REFLECTIONS® STANDARD WINDOW STYLE FEATURES**

Screen	Fiberglass Screen Mesh	Half Screen	Full Screen	Rollformed Screen Frame	Extruded Screen Frame			
5050 Double Hung	•	•		•				
5050 Picture								
5050 Slider	•	•		•				
5300 Double Hung	•	•		•				
5300 Picture								
5300 Slider	•	•		•				
5500 Double Hung	•	•			•			
5500 Picture								
5500 Slider	•	•			•			
5500 Casement	•		•		•			
5500 Fixed Unit								
5500 Bay/Bow	Same as 5500 Double Hung or 5500 Casement							
5500 Geometric								
5500 Garden Window	•		•	•				
Hardware	Air Lok™	Denny Clip™ Pivot System	Flush-mount Tilt Latches	Multiple-point Single Lever Locking System	Corrosion-resistant Hardware	Stainless Steel Constant Force 3/4" Coil Balance	Self Lubricating Celcon® Rollers	Color-matched Cam Locks*
5050 Double Hung		•	•		•	•		single
5050 Picture								
5050 Slider					•		•	single
5300 Double Hung		•	•		•	•		single
5300 Picture								
5300 Slider					•		•	single
5500 Double Hung	Dual	•	•		•	•		single
5500 Picture								
5500 Slider	Single				•		•	single
5500 Casement				•	•			
5500 Fixed Unit								
5500 Bay/Bow	Same as 5500 Double Hung or 5500 Casement							
5500 Geometric								
5500 Garden Window	Adjustable 3/8" Tempered Glass Shelf			•	•			
Weatherseals	Closed Cell Foam	Barrier Seal Weatherstripping	Sill Dam Weatherstripping	Coextruded Dual Durometer	Dual Weatherstripping			
5050 Double Hung	•	•	•					
5050 Picture								
5050 Slider		•						
5300 Double Hung	•	•	•					
5300 Picture								
5300 Slider		•						
5500 Double Hung	•	•	•					
5500 Picture								
5500 Slider		•						
5500 Casement		•		•				
5500 Fixed Unit								
5500 Bay/Bow	Same as 5500 Double Hung or 5500 Casement							
5500 Geometric								
5500 Garden Window					•			

\*A single cam lock is standard on windows less than 28" in width.  
Dual cam locks are standard on windows 28" or greater and optional on windows less than 28" in width.

**REFLECTIONS® STANDARD WINDOW STYLE FEATURES**

Installation	Head Expander	Installation Screws	Sill Extender	Alignment Clips	Jamb Adjuster Screws	Cable Support System	Knee Braces
5050 Double Hung	•	•	•		•		
5050 Picture	•	•	•		•		
5050 Slider	•	•	•		•		
5300 Double Hung	•	•	•		•		
5300 Picture	•	•	•		•		
5300 Slider	•	•	•		•		
5500 Double Hung	•	•	•		•		
5500 Picture	•	•	•				
5500 Slider	•	•	•		•		
5500 Casement		•	•		•		
5500 Fixed Unit	•	•	•				
5500 Bay/Bow	Same as 5500 Double Hung or 5500 Casement					•	•
5500 Geometric			•				
5500 Garden Window							
Colors	White Interior White Exterior White Hardware	Tan Interior Tan Exterior Tan Hardware	Driftwood Interior Driftwood Exterior Driftwood Hardware	Amber Oak Woodgrain Interior White Exterior Sandstone Hardware	Honey Oak Woodgrain Interior White Exterior Sandstone Hardware		
5050 Double Hung	•	•					
5050 Picture	•	•					
5050 Slider	•	•					
5300 Double Hung	•	•					
5300 Picture	•	•					
5300 Slider	•	•					
5500 Double Hung	•	•	•	•	•		
5500 Picture	•	•	•	•	•		
5500 Slider	•	•	•	•	•		
5500 Casement	•	•	•	•	•		
5500 Fixed Unit	•	•	•	•	•		
5500 Bay/Bow	•	•	•	•	•		
5500 Geometric	•	•	•	•	•		
5500 Garden Window	•	•					

**REFLECTIONS® STANDARD PATIO DOOR STYLE FEATURES**

<b>Main Frame</b>	Exterior Caribou Foot	Integral Screen Track	Mechanical Frame	Stainless Steel Roller Track				
Reflections® Patio Door	•	•	•	•				
<b>Sash</b>	Integral Interlocks	Side Adjustable Rollers	Welded Sash	Color-matched Dual Durometer Glazing	Field Reversible 5068 & 6068 Only			
Reflections® Patio Door	•	•	•	•	•			
<b>Glass</b>	1" Insulating Glass Unit	3/4" Glass Penetration	Clear Glass	Double-strength Tempered Glass	Intercept® Spacer System			
Reflections® Patio Door	•	•	•	•	•			
<b>Screen</b>	Corrosion-resistant Rollers	Fiberglass Mesh Screen	Finger Latch Lock	Rollform, Poly Foam Filled Screen Frame				
Reflections® Patio Door	•	•	•	•				
<b>Hardware</b>	Corrosion-resistant Hardware	Keyed Lock	Multi-point Locking System	Tandem Rollers				
Reflections® Patio Door	•	•	•	•				
<b>Weatherseals</b>	Fin Seal Weatherstripping							
Reflections® Patio Door	•							
<b>Installation</b>	Installation Screws							
Reflections® Patio Door	•							
<b>Colors</b>	White Interior White Exterior White Hardware	Tan Interior Tan Exterior Tan Hardware	Driftwood Interior Driftwood Exterior Driftwood Hardware	Amber Oak Woodgrain Interior White Exterior Sandstone Hardware	Honey Oak Woodgrain Interior White Exterior Sandstone Hardware			
Reflections® Patio Door	•	•	•	•	•			

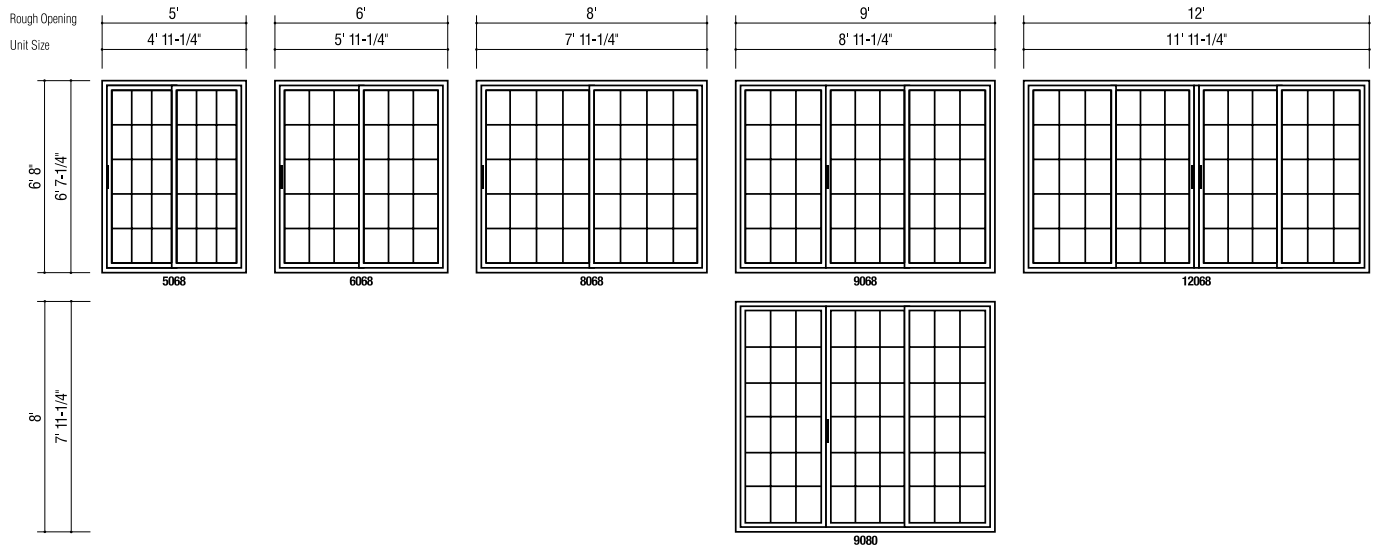
Number Of Lites Per Door		
Size	Number of lites	Configuration
5068	2	XO or OX
6068	2	XO or OX
8068	2	XO or OX
9068	3	O XO
12068	4	O X XO

**REFLECTIONS® STANDARD GARDEN DOOR STYLE FEATURES**

<b>Main Frame</b>	4-9/16" Frame Depth	Welded Frame	Anodized Aluminum Sill Cover	15 Degree Sill	Drip Mold			
Reflections® Garden Door	•	•	•	•	•			
<b>Sash</b>	Welded Sash	Taped Glazing Interior						
Reflections® Garden Door	•	•						
<b>Glass</b>	Clear Tempered	Double-strength	7/8" Insulating Glass Unit	Intercept® Spacer System				
Reflections® Garden Door	•	•	•	•				
<b>Hardware</b>	Multi-point Locking System	Continuous Fixed Geared Hinge	Corrosion- resistant Hardware	PVD Coated Brass Handle				
Reflections® Garden Door	•	•	•	•				
<b>Weatherseals</b>	Q-Lon™ Sill Bulb							
Reflections® Garden Door	•							
<b>Colors</b>	White Interior White Exterior White Hardware	Tan Interior Tan Exterior Tan Hardware						
Reflections® Garden Door	•	•						

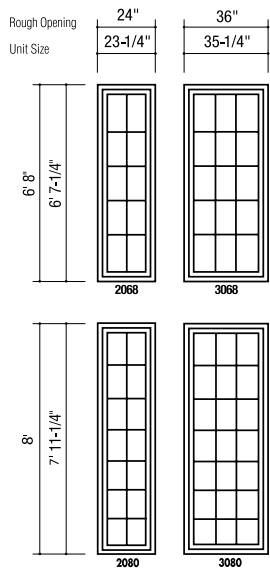
**5500 PATIO DOOR SIZES AND STYLES**

**Patio Door**

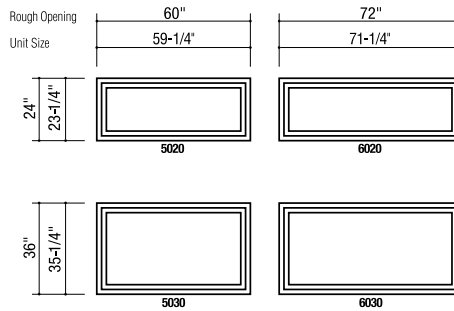


- Units viewed from the outside looking in.
- 5068, 6068, 6080 and 8068 are available in XO or OX configurations. XO is shown.
- 9068 is only available in OXO, with the operable sash opening either left or right. The sash shown opens to the right.
- 12068 is available in OXXO only, with the left operable sash opening to the left, and the right operable sash opening to the right.

**Sidelites**

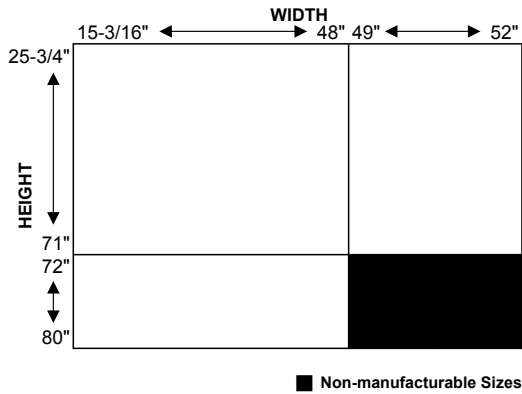


**Transoms**

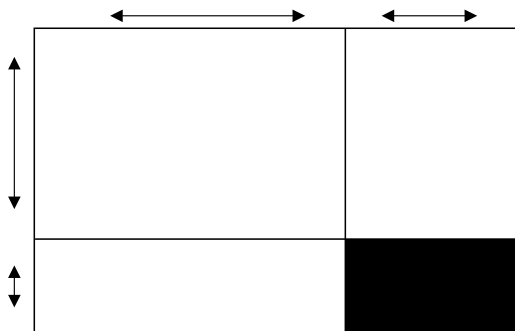


**MINIMUM & MAXIMUM SIZES**

**5050 Double Hung – MAX UI 128**



**5050 Double Hung Oriel (60/40) – MAX UI 114**

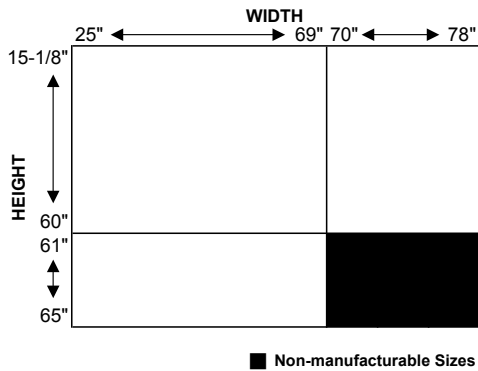


- Should your window dimensions exceed whole numbers listed, please round up to the next whole number. For example: 35-1/4" should be 36"
- Structural test report number and additional ratings available upon request.



**MINIMUM & MAXIMUM SIZES**

**5050 2-lite Slider – MAX UI 138**



**5050 3-lite Slider (1/3-1/3-1/3) – MAX UI 160**

Width		Height	
Minimum	Maximum	Minimum	Maximum
48-3/4"	100"	15-1/8"	60"

**5050 3-lite Slider (1/4-1/2-1/4) – MAX UI 194**

Width		Height	
Minimum	Maximum	Minimum	Maximum
48-3/4"	134"	15-1/8"	60"

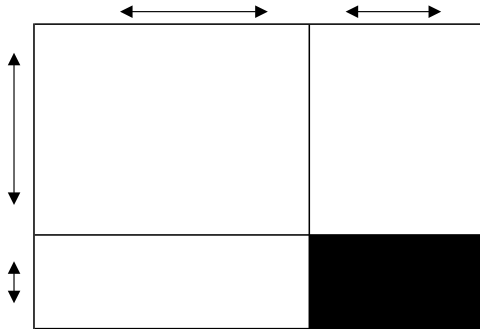
**5050 Picture – MAX UI 168**

Width		Height	
Minimum	Maximum	Minimum	Maximum
13"	96"	13"	72"

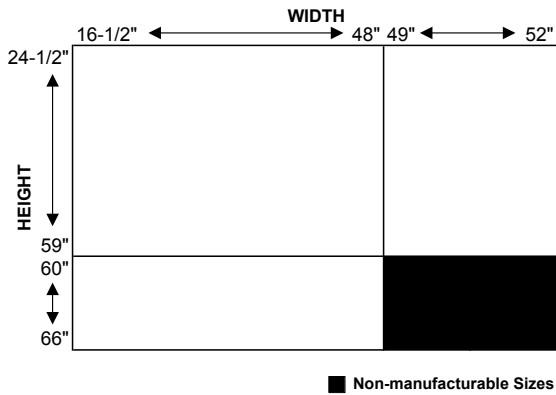
- The minimum and maximum sizes of Picture windows can be reversed.
- Should your window dimensions exceed whole numbers listed, please round up to the next whole number. For example: 35-1/4" should be 36"
- Structural test report number and additional ratings available upon request.

**MINIMUM & MAXIMUM SIZES**

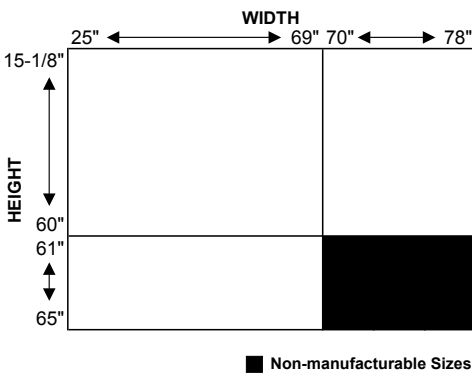
**5300 Double Hung – MAX UI 128**



**5300 Double Hung Oriel (60/40) – MAX UI 114**



**5300 2-lite Slider – MAX UI 138**



- Should your window dimensions exceed whole numbers listed, please round up to the next whole number. For example: 35-1/4" should be 36"
- Structural test report number and additional ratings available upon request.

**MINIMUM & MAXIMUM SIZES**

**5300 3-lite Slider (1/3-1/3-1/3) – MAX UI 160**

Width		Height	
Minimum	Maximum	Minimum	Maximum
48-3/4"	100"	15-1/8"	60"

**5300 3-lite Slider (1/4-1/2-1/4) – MAX UI 194**

Width		Height	
Minimum	Maximum	Minimum	Maximum
48-3/4"	134"	15-1/8"	60"

**5300 Picture – MAX UI 168**

Width		Height	
Minimum	Maximum	Minimum	Maximum
13"	96"	13"	72"

**5500 Double Hung – MAX UI 140**

Width		Height	
Minimum	Maximum	Minimum	Maximum
16-1/2"	56"	24-1/2"	84"

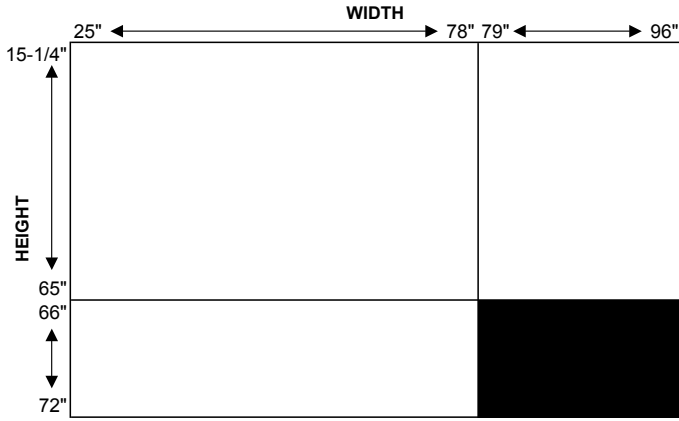
**5500 Double Hung Oriel (60/40) – MAX UI 126**

Width		Height	
Minimum	Maximum	Minimum	Maximum
16-1/2"	56"	24-1/2"	70"

- The minimum and maximum sizes of Picture windows can be reversed.
- Should your window dimensions exceed whole numbers listed, please round up to the next whole number. For example: 35-1/4" should be 36".
- Structural test report number and additional ratings available upon request.

**MINIMUM & MAXIMUM SIZE**

**5500 2-lite Slider – MAX UI 161**



■ Non-manufacturable Sizes

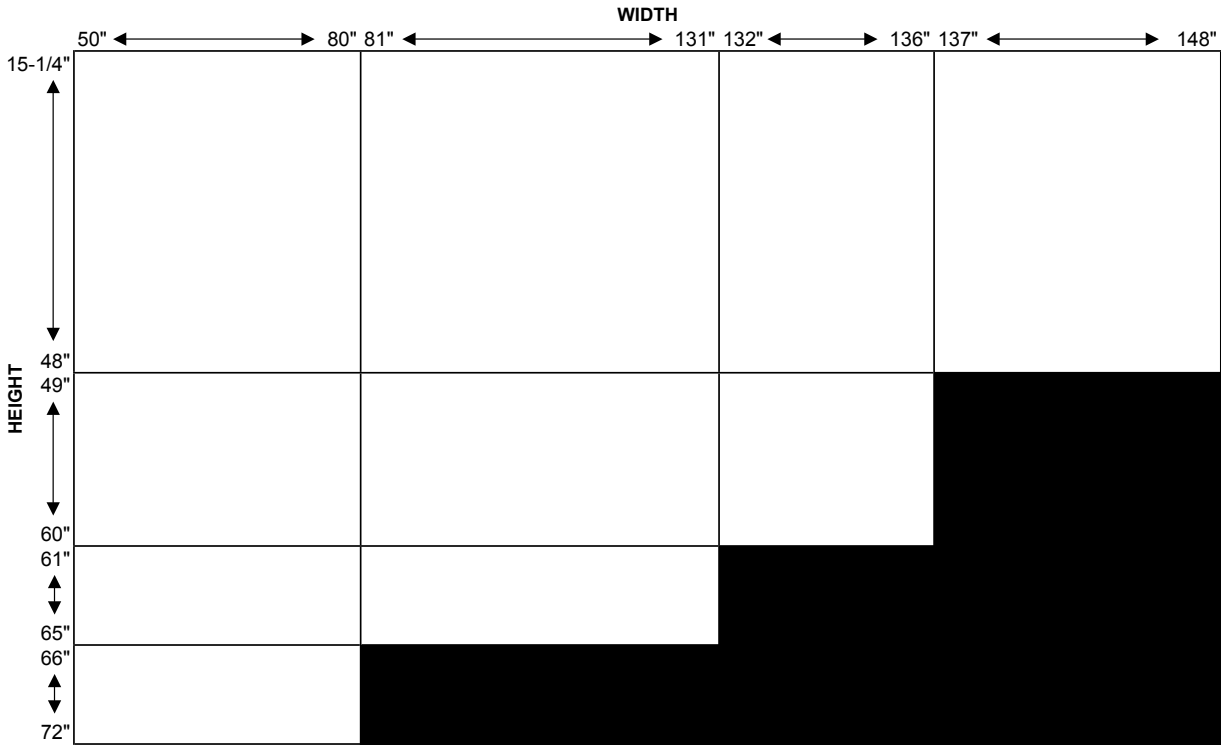
**5500 3-lite Slider (1/3-1/3-1/3) – MAX UI 192**

Width		Height	
Minimum	Maximum	Minimum	Maximum
46"	120"	15-1/4"	72"

- Should your window dimensions exceed whole numbers listed, please round up to the next whole number. For example: 35-1/4" should be 36".
- Structural test report number and additional ratings available upon request.

**MINIMUM & MAXIMUM SIZES**

**5500 3-lite Slider (1/4-1/2-1/4) – MAX UI 196**



■ Non-manufacturable Sizes

**5500 Picture – MAX UI 168**

Width		Height	
Minimum	Maximum	Minimum	Maximum
11-1/2"	96"	11-1/2"	72"

**5500 Casement – MAX UI 116**

Width		Height	
Minimum	Maximum	Minimum	Maximum
14"	36"	17"	80"

- The minimum and maximum sizes of Picture windows and Fixed Units can be reversed.
- Should your window dimensions exceed whole numbers listed, please round up to the next whole number. For example: 35-1/4" should be 36".
- Structural test report number and additional ratings available upon request.

**MINIMUM & MAXIMUM SIZES**

**5500 Awning – MAX UI 96**

Width		Height	
Minimum	Maximum	Minimum	Maximum
20"	60"	17"	36"

**5500 Hopper – MAX UI 80**

Width		Height	
Minimum	Maximum	Minimum	Maximum
14"	48"	12"	32"

**5500 Fixed Unit – MAX UI 168**

Width		Height	
Minimum	Maximum	Minimum	Maximum
14"	96"	17"	72"

- The minimum and maximum sizes of Fixed Units can be reversed.
- Should your window dimensions exceed whole numbers listed, please round up to the next whole number. For example: 35-1/4" should be 36"
- Structural test report number and additional ratings available upon request.