


2011 SIMONTON REFLECTIONS ENERGY STAR GLASS PACKAGES

As of 12/1/2011

 Product Line	When you order the following ENERGY STAR® Climate Zone Glass Packages your window and door is guaranteed to meet the 2010 ENERGY STAR criteria for your specific area of the country.			
	Southern	South-Central	North-Central	Northern
Simonton Reflections® 5500	3/4" I.G. Unit, Intercept, Argon, 1 surface LoE ³ -366 [®]	3/4" I.G. Unit, Intercept, Argon, 1 surface LoE ² -270 [®]	3/4" I.G. Unit, Intercept, Argon, 1 surface LoE ² -270 ^{®1}	7/8" I.G. Unit, Supercept™, Argon, 1 surface LoE ² -270 ^{®2}
Simonton Reflections® 5300	3/4" I.G. Unit, Intercept, Argon, 1 surface LoE ³ -366 [®]	3/4" I.G. Unit, Intercept, Argon, 1 surface LoE ² -270 [®]	3/4" I.G. Unit, Intercept, Argon, 1 surface LoE ² -270 ^{®5}	3/4" I.G. Unit, Supercept™, Argon, 2 surfaces LoE ² -270 ^{®4,7}
Simonton Reflections® 5050	3/4" I.G. Unit, Intercept, Argon, 1 surface LoE ³ -366 ^{®6}	3/4" I.G. Unit, Intercept, Argon, 1 surface LoE ² -270 ^{®6}	3/4" I.G. Unit, Supercept™, Argon, 1 surface LoE ³ -366 ^{®3,6}	3/4" I.G. Unit, Supercept™, Argon, 2 surfaces LoE ² -270 ^{®4,7}

ENERGY STAR® Climate Zone Map



**All Geometrics will be 1" I.G. Unit and Super Spacer but use the stated Low E as above for the different packages and zones.

**Center and French Hinge Doors - 7/8" I.G. Unit otherwise follows the zone's glass packages

**Patio Door (5500) - 1" I.G. Unit otherwise follows the zone's glass package (no single strength glass)

**Patio Door (5300) - 3/4" I.G. Unit otherwise follows the zone's glass package⁶

Notes:

¹ Except SL & EVS (3/16") must go to 7/8" I.G. Unit

² Except SL & EVS (3/16") must go to 1" I.G. Unit

³ Except SL (3/16") Utilizes DSB tempered glass

⁴ Except SL & PW (3/16") Utilizes DSB tempered glass


⁵ Except SL & EVS (3/16") Utilizes DSB tempered glass

⁶ 5300 Patio Door - 3/16" with grid does not meet

⁷ Double hung is non-reinforced

2011 PRISM BY SIMONTON ENERGY STAR GLASS PACKAGES

As of 12/01/2011

 Product Line	When you order the following ENERGY STAR® Climate Zone Glass Packages your window and door is guaranteed to meet the 2010 ENERGY STAR criteria for your specific area of the country.			
	Southern	South-Central	North-Central	Northern
Prism® Platinum	7/8" I.G. Unit, Intercept, Argon, 1 surface LoE ³ -366 [®]	7/8" I.G. Unit, Intercept, Argon, 1 surface LoE ² -270 [®]	7/8" I.G. Unit, Intercept, Argon, 1 surface LoE ² -270 ^{®1}	7/8" I.G. Unit, Supercept, Argon, 1 surface LoE ² -270 ^{®2}
Prism® Ultra Gold	3/4" I.G. Unit, Intercept, Argon, 1 surface LoE ³ -366 [®]	3/4" I.G. Unit, Intercept, Argon, 1 surface LoE ² -270 [®]	3/4" I.G. Unit, Intercept, Argon, 1 surface LoE ² -270 ^{®5}	3/4" I.G. Unit, Supercept, Argon, 2 surfaces LoE ² -270 ^{®4,7}
Prism® Bronze	3/4" I.G. Unit, Intercept, Argon, 1 surface LoE ³ -366 ^{®6}	3/4" I.G. Unit, Intercept, Argon, 1 surface LoE ² -270 ^{®6}	3/4" I.G. Unit, Supercept, Argon, 1 surface LoE ³ -366 ^{®3,6}	3/4" I.G. Unit, Supercept, Argon, 2 surfaces LoE ² -270 ^{®4,7}

ENERGY STAR® Climate Zone Map



**All Geometrics will be 1" I.G. Unit and Super Spacer but use the stated Low E as above for the different packages and zones.

**Center and French Hinge Doors - 7/8" I.G. Unit otherwise follows the zone's glass packages

**Patio Door (Platinum) - 1" I.G. Unit otherwise follows the zone's glass package (no single strength glass)

**Patio Door (Ultra Gold) - 3/4" I.G. Unit otherwise follows the zone's glass package⁶

Notes:

¹ Except SL & EVS (3/16") must go to 7/8" I.G. Unit

² Except SL & EVS (3/16") must go to 1" I.G. Unit

³ Except SL (3/16") Utilizes DSB tempered glass

⁴ Except SL & PW (3/16") Utilizes DSB tempered glass


⁵ Except SL & EVS (3/16") Utilizes DSB tempered glass

⁶ Ultra Gold Patio Door - 3/16" with grid does not meet

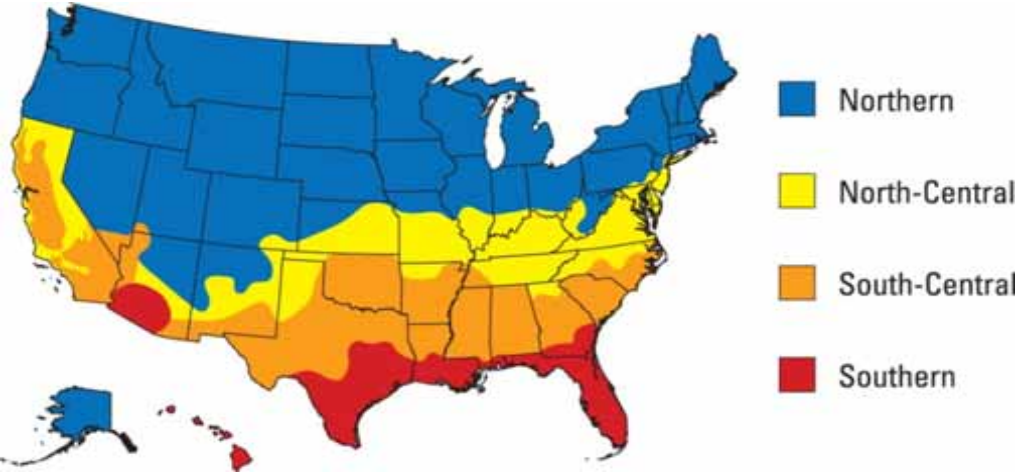
⁷ Double hung is non-reinforced

2011 SIMONTON IMPRESSIONS ENERGY STAR GLASS PACKAGES

As of 12/01/2011

 Product Line	When you order the following ENERGY STAR® Climate Zone Glass Packages your window and door is guaranteed to meet the 2010 ENERGY STAR criteria for your specific area of the country.			
	Southern	South-Central	North-Central	Northern
Simonton Impressions® 9800	3/4" I.G. Unit, Intercept, Argon, 1 surface LoE ³ -366®	3/4" I.G. Unit, Intercept, Argon, 1 surface LoE ² -270®	3/4" I.G. Unit, Intercept, Argon, 1 surface LoE ² -270® ¹	7/8" I.G. Unit, Supercept, Argon, 1 surface LoE ² -270® ²

ENERGY STAR® Climate Zone Map



**All Geometrics will be 1" I.G. Unit and Super Spacer but use the stated Low E as above for the different packages and zones.

**Center and French Hinge Doors - 7/8" I.G. Unit otherwise follows the zone's glass packages

**Patio Door (Impressions) - 1" I.G. Unit otherwise follows the zone's glass package (no single strength glass)


Notes:

¹ Except SL & EVS (3/16") must go to 7/8" I.G. Unit

² Except SL & EVS (3/16") must go to 1" I.G. Unit

2011 SIMONTON STORMBREAKER PLUS ENERGY STAR GLASS PACKAGES

As of 12/01/2011


 Product Line	When you order the following ENERGY STAR® Climate Zone Glass Packages your window and door is guaranteed to meet the 2010 ENERGY STAR criteria for your specific area of the country.			
	Southern	South-Central	North-Central	Northern
Simonton StormBreaker Plus® 300VL	1" I.G. Unit, Super Spacer, Argon, 1 surface LoE ³ -366®	1" I.G. Unit, Super Spacer, Argon, 1 surface LoE ² -270®	1" I.G. Unit, Super Spacer, Argon, 1 surface LoE ² -270®	1" I.G. Unit, Super Spacer, Argon, 1 surface LoE ² -270®

ENERGY STAR® Climate Zone Map



2011 SIMONTON PROFINISH ENERGY STAR GLASS PACKAGES

As of 12/01/2011

 Product Line	When you order the following ENERGY STAR® Climate Zone Glass Packages your window and door is guaranteed to meet the 2010 ENERGY STAR criteria for your specific area of the country.			
	Southern	South-Central	North-Central	Northern
ProFinish® Brickmould 600	3/4" & 7/8" I.G. Unit, Intercept, Argon, 1 surface LoE ³ -366 [®]	3/4" & 7/8" I.G. Unit, Intercept, Argon, 1 surface LoE ² -270 [®]	3/4" & 7/8" I.G. Unit, Supercept, Argon, 1 surface LoE ² -270 ^{®3}	3/4" & 7/8" I.G. Unit, Supercept, Argon, 2 surfaces LoE ² -270 ^{®3, 4}
ProFinish® Brickmould 300	3/4" I.G. Unit, Intercept, Argon, 1 surface LoE ³ -366 [®]	3/4" I.G. Unit, Intercept, Argon, 1 surface LoE ² -270 [®]	3/4" I.G. Unit, Supercept, Argon, 2 surfaces LoE ² -270 ^{®1}	3/4" I.G. Unit, Supercept, Argon, 2 surfaces LoE ² -270 ^{®2}
ProFinish® Master and Contractor	3/4" I.G. Unit, Intercept, Argon, 1 surface LoE ³ -366 [®]	3/4" I.G. Unit, Intercept, Argon, 1 surface LoE ² -270 ^{®5}	3/4" I.G. Unit, Intercept, Argon, 1 surface LoE ² -270 ^{®7,8}	3/4" I.G. Unit, Supercept, Argon, 2 surfaces LoE ² -270 ^{®6, 7, 8}
ProFinish® Master and Contractor Patio Door	3/4" I.G. Unit, Intercept, Argon, 1 surface LoE ³ -366 ^{®7}	3/4" I.G. Unit, Intercept, Argon, 1 surface LoE ² -270 ^{®7}	3/4" I.G. Unit, Intercept, Argon, 1 surface LoE ² -270 ^{®7}	3/4" I.G. Unit, Supercept, Argon, 2 surfaces LoE ² -270 [®]
ProFinish® Builder	3/4" I.G. Unit, Intercept, Argon, 1 surface LoE ³ -366 [®]	3/4" I.G. Unit, Intercept, Argon, 1 surface LoE ³ -366 [®]	3/4" I.G. Unit, Supercept, Argon, 1 surface LoE ² -270 ^{®7}	3/4" I.G. Unit, Supercept, Argon, 2 surfaces LoE ² -270 ^{®9, 10, 11}

ENERGY STAR® Climate Zone Map




**All Geometrics will be the same IGU thickness and Low E as above in the packages except will use Super Spacer in all zones.

Notes:

- ¹ No grids can meet with 1 surface LoE-270
- ² Triple-strength glass does not meet with any current glass package - Utilizes DSB tempered glass
- ³ Triple-strength glass in a 3/4" IGU does not meet with any current package - Utilizes DSB tempered glass
- ⁴ Double Hung will need non-metal reinforcement to meet
- ⁵ Triple strength glass with grid does not meet on the slider - Utilizes DSB tempered glass
- ⁶ Double Hung with grid does not meet with SSB or DSB
- ⁷ Triple-strength glass with grid does not meet - Utilizes DSB tempered glass
- ⁸ Double-strength glass with grid does not meet on double and single hungs
- ⁹ Single hung limited to no reinforcement - size limited to 44x63
- ¹⁰ Triple-strength glass does not meet on Slider - Utilizes DSB tempered glass
- ¹¹ Triple-strength glass with grid does not meet on Picture Window - Utilizes DSB tempered glass

2011 SIMONTON DAYLIGHTMAX AND MADEIRA ENERGY STAR GLASS PACKAGES - WEST REGION

As of 12/01/2011

 Product Line	When you order the following ENERGY STAR® Climate Zone Glass Packages your window and door is guaranteed to meet the 2010 ENERGY STAR criteria for your specific area of the country.			
	Southern	South-Central	North-Central	Northern
Simonton DaylightMax™ (7300)	3/4" I.G. Unit, Intercept, Argon, 1 surface LoE ³ -366 ⁸	3/4" I.G. Unit, Intercept, Argon, 1 surface LoE ³ -366 ⁸	3/4" I.G. Unit, Intercept, Argon, 1 surface LoE ² -270 ^{1,8}	3/4" I.G. Unit, Intercept, Argon, 1 surface LoE ² -270 ⁸ on surface 3 ^{1,2,7}
Simonton Madeira™ (7500)	7/8" I.G. Unit, Intercept, Argon, 1 surface LoE ³ -366 ⁸	7/8" I.G. Unit, Intercept, Argon, 1 surface LoE ³ -366 ⁸	7/8" I.G. Unit, Intercept, Argon, 1 surface LoE ² -270 ⁸ on surface 3 ^{2,3,7,11}	7/8" I.G. Unit, Supercept, Argon, 1 surface LoE ² -270 ^{3,8}

ENERGY STAR® Climate Zone Map



**All Geometrics will be the same IGU thickness as Low E as above in the packages except will use Super Spacer in all zones.

**French Rail and Contemporary Patio Doors - always 7/8" IGU otherwise follow the above packages

**Center and French Hinge Doors - 7/8" IGU otherwise follows the zone's glass packages

**Fiberglass Hinge Doors - 1" IGU otherwise follows the zone's glass packages

Notes:

¹ Triple strength glass with grids does not meet - Utilizes DSB tempered glass

² Low-E on surface 3 requires all glass to be at least double strength glass

³ Double hung does not meet with or without grids

⁶ SL & EV - 3/16" glass with grids needs to default to 1" IGU


⁷ Contemporary Patio Doors do not meet; French Rail triple strength with grids and double strength without grids do not meet

⁸ French Rail triple strength with grids do not meet

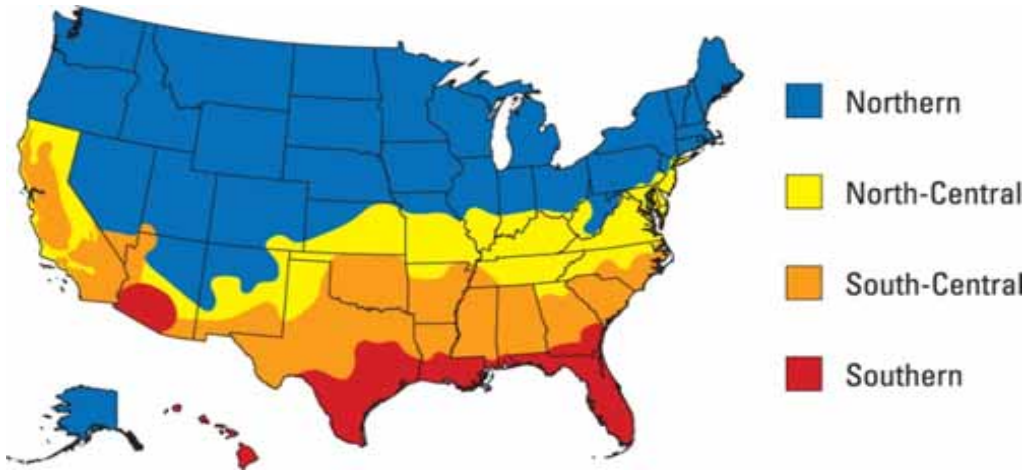
¹¹ Center and French Hinge Doors - single and double strength glass without grids does not meet

2011 PRISM BY SIMONTON ENERGY STAR GLASS PACKAGES - WEST REGION

As of 12/01/2011

 Product Line	When you order the following ENERGY STAR® Climate Zone Glass Packages your window and door is guaranteed to meet the 2010 ENERGY STAR criteria for your specific area of the country.			
	Southern	South-Central	North-Central	Northern
Prism Gold - Narrow	3/4" I.G. Unit, Intercept, Argon, 1 surface LoE ³ -366 ⁸	3/4" I.G. Unit, Intercept, Argon, 1 surface LoE ³ -366 ⁸	3/4" I.G. Unit, Intercept, Argon, 1 surface LoE ² -270 ^{1,8}	3/4" I.G. Unit, Intercept, Argon, 1 surface LoE ² -270 ⁶ on surface 3 ^{1,2,7}
Prism Platinum - Wide	7/8" I.G. Unit, Intercept, Argon, 1 surface LoE ³ -366 ⁸	7/8" I.G. Unit, Intercept, Argon, 1 surface LoE ² -270 ⁶	7/8" I.G. Unit, Intercept, Argon, 1 surface LoE ² -270 ⁶	7/8" I.G. Unit, Supercept, Argon, 1 surface LoE ² -270 ⁶

ENERGY STAR® Climate Zone Map



**All Geometrics will be the same IGU thickness as Low E as above in the packages except will use Super Spacer in all zones.

**French Rail and Contemporary Patio Doors - always 7/8" IGU otherwise follow the above packages

**Center and French Hinge Doors - 7/8" IGU otherwise follows the zone's glass packages

**Fiberglass Hinge Doors - 1" IGU otherwise follows the zone's glass packages

Notes:

¹ Triple strength glass with grids does not meet - Utilizes DSB tempered glass

² Low-E on surface 3 requires all glass to be at least double strength glass


⁶ SL & EV - 3/16" glass with grids needs to default to 1" IGU

⁷ Contemporary Patio Doors do not meet; French Rail triple strength with grids and double strength without grids do not meet

⁸ French Rail triple strength with grids do not meet

2011 VERONA BY SIMONTON ENERGY STAR GLASS PACKAGES - WEST REGION

As of 12/01/2011

 Product Line	When you order the following ENERGY STAR® Climate Zone Glass Packages your window and door is guaranteed to meet the 2010 ENERGY STAR criteria for your specific area of the country.			
	Southern	South-Central	North-Central	Northern
Verona by Simonton®	3/4" I.G. Unit, Intercept, Argon, 1 surface LoE ³ -366®	3/4" I.G. Unit, Intercept, Argon, 1 surface LoE ³ -366® ⁴	3/4" I.G. Unit, Intercept, Argon, 1 surface LoE ³ -366® ⁴	3/4" I.G. Unit, Supercept, Argon, 2 surfaces LoE ² -270® ^{5, 10}

ENERGY STAR® Climate Zone Map



**All Geometrics will be the same IGU thickness as Low E as above in the packages except will use Super Spacer in all zones.

**French Rail and Contemporary Patio Doors - always 7/8" IGU otherwise follow the above packages

**Center and French Hinge Doors - 7/8" IGU otherwise follows the zone's glass packages

**Therma-Tru Hinge Doors - 1" IGU otherwise follows the zone's glass packages

Notes:

⁴ SL & EV - triple strength glass with grids does not meet - Utilizes DSB tempered glass

⁵ SL & EV any strength glass with grids does not meet

¹⁰ SL & EV - triple strength glass without grids does not meet - Utilizes DSB tempered glass